



SL3574

Portable Solar Light with Clamp



IP44 Rated

INSTRUCTION MANUAL

Warranty Information

Our product is guaranteed to be free from manufacturing defects for a period of 12 Months.

If your product becomes defective during this period, Electus Distribution will repair, replace, or refund where a product is faulty; or not fit for intended purpose.

This warranty will not cover modified product; misuse or abuse of the product contrary to user instructions or packaging label; change of mind and normal wear and tear.

Our goods come with guarantees that cannot be excluded under the Australian Consumer Law. You are entitled to a replacement or refund for a major failure and for compensation for any other reasonably foreseeable loss or damage. You are also entitled to have the goods repaired or replaced if the goods fail to be of acceptable quality and failure does not amount to a major failure.

To claim warranty, please contact the place of purchase. You will need to show receipt or other proof of purchase. Additional information may be required to process your claim.

Any expenses relating to the return of your product to the store will normally have to be paid by you.

The benefits to the customer given by this warranty are in addition to other rights and remedies of the Australian Consumer Law in relation to the goods or services to which this warranty relates.

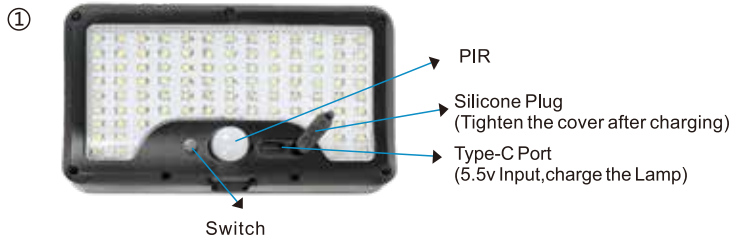
This warranty is provided by:

Electus Distribution

Address 46 Eastern Creek Drive, Eastern Creek NSW 2766

Ph. 1300 738 555

Box Contents



- ① Lamp Body
- ② Attachment Plug
- ③ Clamp
- ④ Connecting pipe
- ⑤ Screws
- ⑥ Expansion Bolt
- ⑦ USB Cable




Usage Instructions

Working Mode

It stays on dim mode at night and changes to strong light mode for 15seconds when detecting motion.

Mode1


(on the first press)



It will turn on strong light about 15seconds when detecting motion and turn off automatically.

Mode2

(on the second press)



It turns on at night and stay dimly all night without motion sensor.

Mode3

(on the third press)



Mode4

(on the fourth press)

Turn off.

Easy Angle Adjustment

Adjustable up and down by 45-degree



360-degree Rotation



Mounting Instructions

1. Vertical Mounting with Clips



2. Horizontal Mounting with Clips



3. Desktop Lamp



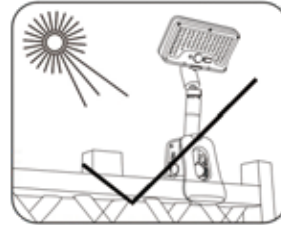
4. Wall Mount




Please remove the film before using!



Precautions



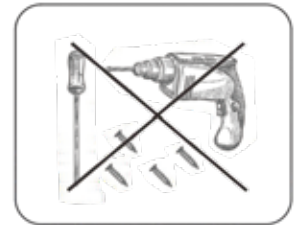
Correct: Mount a place that can be exposed to sunlight for 5-6 hours; Before the first use, it is recommended to charge in the sunlight for one day.



Error: Mount it indoors or in a place out of sunlight (no charging).



Error: Mount it in a strong light (it won't turn on under strong light due to solar panel light control).



Error: dismantle the light by oneself (Malfunctions are likely to occur due to improper operation).

Friendly Reminder: Pls keep the product away from fire or any other heat source.

Charged by device as below:



Phone Charger



Power Bank



USB Socket



Computer USB Port