



SL3572

Portable Solar Light

with Flexible
Tripod Legs



IP44 Rated

INSTRUCTION MANUAL

Warranty Information

Our product is guaranteed to be free from manufacturing defects for a period of 12 Months.

If your product becomes defective during this period, Electus Distribution will repair, replace, or refund where a product is faulty; or not fit for intended purpose.

This warranty will not cover modified product; misuse or abuse of the product contrary to user instructions or packaging label; change of mind and normal wear and tear.

Our goods come with guarantees that cannot be excluded under the Australian Consumer Law. You are entitled to a replacement or refund for a major failure and for compensation for any other reasonably foreseeable loss or damage. You are also entitled to have the goods repaired or replaced if the goods fail to be of acceptable quality and failure does not amount to a major failure.

To claim warranty, please contact the place of purchase. You will need to show receipt or other proof of purchase. Additional information may be required to process your claim.

Any expenses relating to the return of your product to the store will normally have to be paid by you.

The benefits to the customer given by this warranty are in addition to other rights and remedies of the Australian Consumer Law in relation to the goods or services to which this warranty relates.



This warranty is provided by:

Electus Distribution

Address 46 Eastern Creek Drive, Eastern Creek NSW 2766

Ph. 1300 738 555

Box Contents



Please read this manual carefully before use!

Usage Instructions

Working Mode

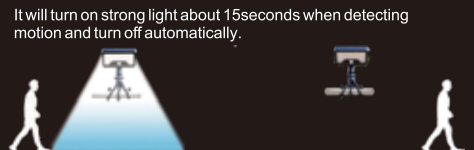
Mode1

(on the first press)



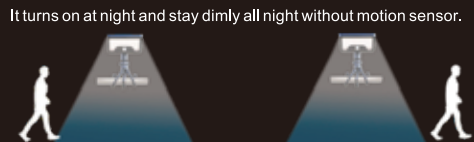
Mode2

(on the second press)



Mode3

(on the third press)



Mode4

(on the fourth press)

Turn off.

Easy Angle Adjustment

Adjustable up
and down by
45-degree



360-degree
Rotation



Mounting Instructions

1. Install the Octopus-style Holder



2. Twine and Mount

Warm reminder: When winding, try not to wind and fix the three legs from the same direction!



3. Desktop Mount



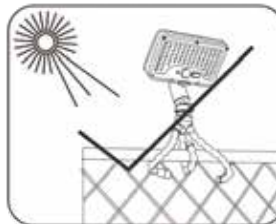
4. Wall Mount




Please remove the film before using!



Precautions



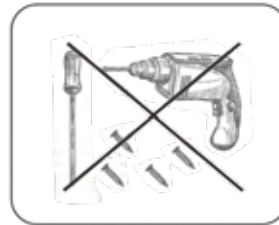
Correct: Mount a place that can be exposed to sunlight for 5-6hours; Before the first use, it is recommended to charge in the sunlight for one day.



Error: Mount it indoors or in a place out of sunlight (no charging).



Error: Mount it in a strong light (it won't turn on under strong light due to solar panel light control).



Error: dismantle the light by oneself (Malfunctions are likely to occur due to improper operation).

Friendly Reminder: Pls keep the product away from fire or any other heat source.

Charged by device as below:



Phone Charger



Power Bank



USB Socket



Computer USB Port