



RCI009

Food Vacuum Sealer Bags Pack of 10

USER MANUAL


Distributed by:
Electus Distribution Pty. Ltd.
320 Victoria Rd, Rydalmere
NSW 2116 Australia

www.electusdistribution.com.au

Made in China

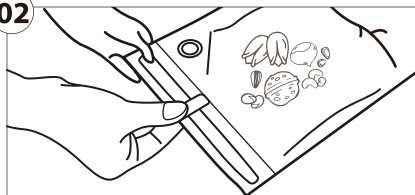
USER MANUAL

01




Put the food into the food bag.

02



Use the slider to seal the double zipper, you can slide back and forth several times.

03



Aim the suction hole at the suction valve.

Attention:

- Do not exceed the warning line of food vacuum bags.
- Please remember to press the suction hole to prevent air leakage after air suction.
- Fresh fruits and vegetables are recommended to be stored in a low temperature.
- In order to prevent the liquid from being pumped out during the air suction process, the food should not contain too much liquid.

